

Illinois

Illinois offers casinos, riverboat casinos, horseracing, and charitable gaming. The state also has a lottery.

In February 2008, the DeKalb County Board approved a proposal to allow electronic bingo machines on land owned by the Prairie Band Potawatomi Nation. The National Indian Gaming Commission (NIGC) still needs to decide whether or not the land, located near Shabbona, is a reservation. If they decide it is not, the gaming operation would be shut down. The tribe is now working on building plans for the facility. A ruling by the NIGC is not expected in 2008. As of December 2009, the NIGC hasn't issued a ruling.

Revenue by Gaming Activity

	Revenue in Millions USD			
	2005	2006	2007	2008
Casino/Card Rooms	1,798.91	1,923.53	1,983.39	1,568.73
Lotteries ¹	788.75	813.93	826.51	835.24
Race/Sports	225.24	215.23	208.74	184.11
Total	2,812.90	2,952.70	3,018.64	2,588.08

¹ 2005-2008 revenue has been interpolated to an annual basis from adjacent time periods

Revenue Change From Prior Year

	2005	2006	2007	2008
Casino/Card Rooms	4.71%	6.93%	3.11%	-20.91%
Lotteries	6.26%	3.19%	1.54%	1.06%
Race/Sports	-5.27%	-4.44%	-3.02%	-11.80%
All Gaming Activities	4.26%	4.97%	2.23%	-14.26%

Inflation Adjusted Revenue

	Revenue in Millions 2008 USD			
	2005	2006	2007	2008
Casino/Card Rooms	1,936.66	2,005.92	2,010.99	1,531.76
Lotteries	849.15	848.80	838.01	815.55
Race/Sports	242.48	224.45	211.65	179.77
Total	3,028.30	3,079.18	3,060.65	2,527.08

Inflation Adjusted Revenue Change From Prior Year

	2005	2006	2007	2008
Casino/Card Rooms	1.29%	3.58%	0.25%	-23.83%
Lotteries	2.78%	-0.04%	-1.27%	-2.68%
Race/Sports	-8.37%	-7.44%	-5.71%	-15.06%
All Gaming Activities	0.85%	1.68%	-0.60%	-17.43%

Gaming Profile by Type of Location

Locations			
Horse Tracks	8		47.1%
Riverboat Casinos	9		52.9%
Total	17		100.0%
Slots			
Riverboat Casinos	9,946		100.0%
Table Games Including Poker			
Riverboat Casinos	229		100.0%
Poker Tables			
Riverboat Casinos	10		100.0%
Table Games Excluding Poker			
Riverboat Casinos	219		100.0%

Casino and Card Room Gaming

The Riverboat Gambling Act was enacted in February 1990, making Illinois the second state in the nation to legalize riverboat gambling. The Riverboat Gambling Act gave the Gaming Board permission to grant up to ten casino licenses. Each riverboat gaming license in Illinois authorizes at most 1,200 gaming positions and allows each licensee to operate as many as two vessels at a single, specified docksite. Riverboats in Illinois are not actually required to set sail on the river, nor are they required to be boats.

The gambling tax structure changed effective July 1, 2005. The change results in gambling tax rates as follows: 15% on the first \$25 million of adjusted gross receipts; 22.5% on receipts between \$25 million-\$50 million; 27.5% on receipts between \$50-\$75 million; 32.5% on receipts between \$75-\$100 million; 37.5% on receipts between \$100-\$150 million; 45% on receipts between \$150-\$200 million; and 50% on receipts in excess of \$200 million. The new structure reflects a top tax bracket lowered from 70% to 50%, and changes in the dollar ranges of each bracket.

The 10th Illinois state riverboat gaming license has been the focus of significant legal and political controversy for some time. Emerald Casino Inc., the current license holder, filed for bankruptcy and was the subject of Illinois Gaming Board hearings to revoke the license. The IGB had approved Emerald's sale of the 10th license to Isle of Capri Casinos Inc., but the initial approval was overturned after membership changes in the board. At the end of June 2005, the board stated that it intended to move forward with administrative hearings aimed at stripping the bankrupt casino of the license, which is its only tangible asset. In December 2007, Emerald Casino Inc. decided to give up its court battle about the retention of their rights to the 10th state casino license, which has remained dormant since 1997. Illinois was then able to auction off the license. In December 2008, the 10th license was awarded to Midwest Gaming and Entertainment LLC with plans to build a casino in suburban Des Plaines. The company faces another 6-12 months of vetting by regulations before construction.

After months of waiting, Casino Rock Island finally received approval to relocate. State law had been ambiguous on whether or not the Illinois Gaming Board has the authority to approve such a request, but the passing of a legislative fix in 2005 led to a 5-0 board approval for the move. In July 2007, the gaming board approved the plans to move Casino Rock Island from its current location on a riverboat in downtown Rock Island to an inland site near Interstate 92 and Interstate 280. In December 2008, the casino relocated and was rebranded to Jumer's Casino and Hotel.

In February 2007, a bill allowing the addition of four casinos in the Chicago area passed a house committee. In early June 2007, the state Senate approved the bill to allow four new casinos in Chicago and to allow existing casinos to expand. Supporters claimed the bill would generate \$2 billion to be used for education, new roads, and health care. Later that month, the Illinois House Gaming Committee voted against the legislation, effectively killing it. In July 2007, with the budget crisis ongoing, lawmakers were still

considering expanded gambling as a possible solution. However, disagreements over where the money would go have caused a setback in the expansion plans.

Also in July 2007, Gov. Rod Blagojevich signed a statewide smoking ban into law. The ban covers all indoor public places, including bars, restaurants, and casinos.

RIH Acquisitions Indiana LLC completed the sale of Resorts East Chicago Casino Hotel to Ameristar Casinos, Inc. in September 2007. In April 2007, a measure was approved directing all revenue payments from the casino to go straight to the city, instead of being divided up among several organizations, once the casino was sold. The measure increased the city's intake of 1%, as a result of the sale. In January 2008, the Legislature held a gaming hearing to take testimony on the controversial plan to allow the expansion of gambling. Both supporters and opponents testified on how best to revise the existing bill. In June 2008, as part of the budget proposal, the Senate passed a measure to add three casinos and expand racetracks to include slot machines, but the Illinois House voted against it, essentially stalling the bill. Despite the rejection in the House, the governor noted that the bill could be brought back. In July 2008, the house rejected the bill for a second time.

Also in July 2008, state Rep. Jay Hoffman (D-Collinsville), who is the chairman of the House Transportation Committee, announced that the only way to fund a Mississippi bridge and road plan would be to approve the gambling measure.

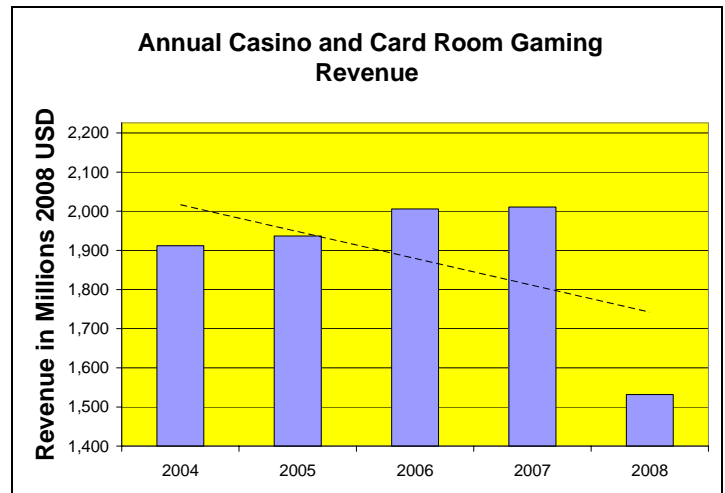
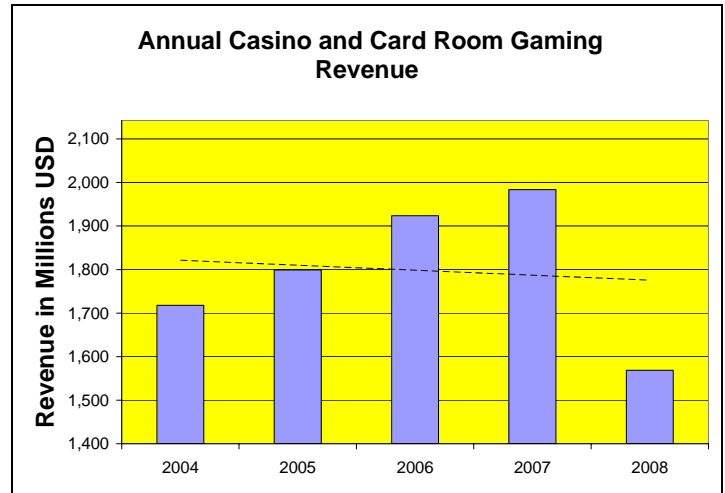
In May 2008, the Illinois Gaming Board rejected a casino operator's request to allow casinos to be open 24 hours a day. The operators were hoping to increase hours, in an attempt to offset decline in revenue due to the weak economy and the new state smoking ban.

In June 2008, four riverboat casinos lost their suit in the state Supreme Court to avoid paying a two year 3% surcharge to the state's racetracks. A county judge had ruled that the law was unconstitutional because the surcharge only applied to boats with over \$200 million in revenue. In July 2008, the Senate voted to keep a controversial law in place. The Senate voted 37-5 to uphold the law that had expired in June until 2011. The 2006 law requires the 3 top-grossing casinos to pay 3% of their revenues to the horseracing industry. The measure will now move to the house.

In May 2009, the Senate and House both approved a bill that would allow video gambling at locations such as bars and truck stops. In July 2009, Gov. Quinn signed the legislation. It is not clear how many facilities will be adding machines.

In that same month, the state House approved a bill to legalize online betting on horse races through advance deposit wagering systems.

In June 2009, the Illinois State legislative committee advanced a measure that could create four new riverboat casinos in the state. Senate Bill 744 would authorize one of the four to be a "mega-casino".



Casino and Card Room Gaming Revenue

	Revenue in Millions			
	2005	2006	2007	2008
Revenue in USD	1,798.91	1,923.53	1,983.39	1,568.73
Revenue Change	4.71%	6.93%	3.11%	-20.91%
Inflation Adjusted	1,936.66	2,005.92	2,010.99	1,531.76
Inflation Adj. Change	1.29%	3.58%	0.25%	-23.83%

Period	USD ¹	USD 2008
Jan 2000	130,026,000	161,890,082
Feb 2000	137,195,000	169,842,124
Mar 2000	147,874,000	181,598,673
Apr 2000	141,005,000	173,028,137
May 2000	139,240,000	170,729,224
Jun 2000	136,337,000	166,231,098
Jul 2000	147,429,000	179,407,846
Aug 2000	141,553,000	172,224,002
Sep 2000	140,376,000	169,905,682
Oct 2000	141,335,000	170,771,024
Nov 2000	134,516,000	162,438,323
Dec 2000	121,119,000	146,372,695
Jan 2001	142,381,000	170,952,483
Feb 2001	143,240,000	171,265,489
Mar 2001	158,561,000	189,117,326
Apr 2001	144,510,000	171,740,549
May 2001	151,286,000	179,016,366
Jun 2001	146,883,000	173,447,808

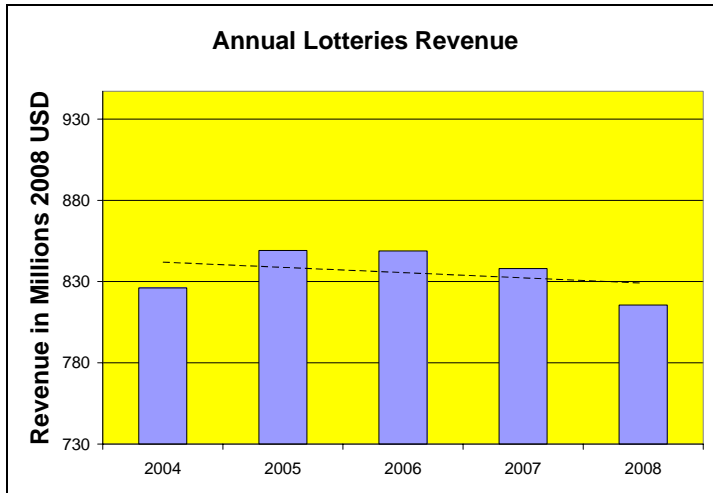
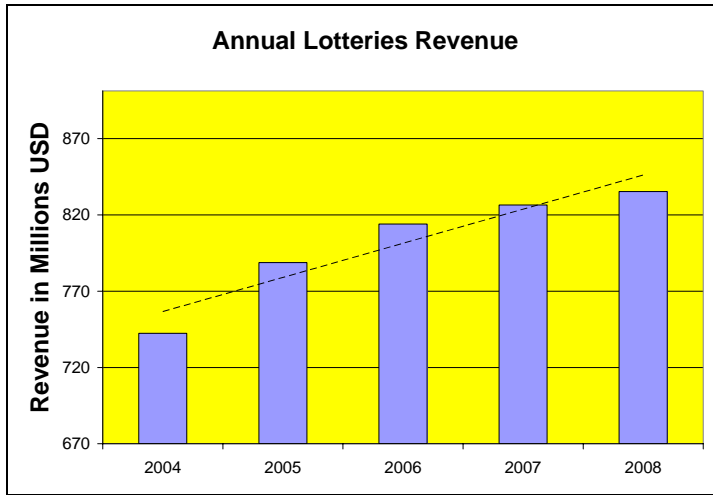
Jul 2001	153,104,000	181,372,079	Aug 2006	161,308,000	166,285,602
Aug 2001	149,519,000	177,058,555	Sep 2006	160,012,000	165,763,640
Sep 2001	144,012,000	169,834,646	Oct 2006	155,360,000	161,822,883
Oct 2001	147,391,000	174,407,421	Nov 2006	153,186,000	159,822,791
Nov 2001	149,339,000	177,011,829	Dec 2006	164,589,000	171,464,164
Dec 2001	153,732,000	182,941,951	Jan 2007	159,250,000	165,396,516
Jan 2002	151,363,000	179,647,570	Feb 2007	150,216,000	155,183,083
Feb 2002	149,904,000	177,214,556	Mar 2007	184,207,000	188,580,810
Mar 2002	166,307,000	195,577,964	Apr 2007	167,632,000	170,504,926
Apr 2002	157,118,000	183,708,165	May 2007	166,000,000	167,820,102
May 2002	162,012,000	189,465,588	Jun 2007	164,894,000	166,379,324
Jun 2002	150,591,000	175,978,536	Jul 2007	173,339,000	174,944,963
Jul 2002	158,689,000	185,235,508	Aug 2007	172,263,000	174,178,057
Aug 2002	155,805,000	181,297,773	Sep 2007	166,673,000	168,062,869
Sep 2002	145,209,000	168,687,535	Oct 2007	164,576,000	165,594,149
Oct 2002	145,054,000	168,166,240	Nov 2007	159,435,000	159,473,745
Nov 2002	142,926,000	165,729,684	Dec 2007	154,902,000	155,044,057
Dec 2002	146,573,000	170,334,920	Jan 2008	131,481,423	130,951,173
Jan 2003	145,531,000	168,409,211	Feb 2008	130,677,563	129,773,324
Feb 2003	142,024,000	163,062,454	Mar 2008	147,740,991	145,457,787
Mar 2003	161,618,000	184,449,252	Apr 2008	135,121,192	132,231,115
Apr 2003	147,400,000	168,619,977	May 2008	142,670,712	138,453,467
May 2003	160,109,000	183,425,146	Jun 2008	130,819,499	125,685,703
Jun 2003	147,292,000	168,527,043	Jul 2008	138,316,555	132,194,576
Jul 2003	143,588,000	164,139,928	Aug 2008	135,488,138	130,010,469
Aug 2003	140,377,000	159,859,957	Sep 2008	122,734,037	117,935,174
Sep 2003	126,968,000	144,146,791	Oct 2008	121,862,255	118,291,993
Oct 2003	132,403,000	150,425,621	Nov 2008	120,737,265	119,488,590
Nov 2003	132,520,000	150,994,396	Dec 2008	111,077,617	111,077,617
Dec 2003	130,113,000	148,412,954			
Jan 2004	135,264,000	153,509,892			
Feb 2004	142,006,000	160,294,713			
Mar 2004	149,070,000	167,189,638			
Apr 2004	140,251,000	156,823,877			
May 2004	148,395,000	164,992,761			
Jun 2004	136,563,000	151,356,364			
Jul 2004	153,409,000	170,236,954			
Aug 2004	143,754,000	159,494,759			
Sep 2004	139,670,000	154,663,834			
Oct 2004	145,697,000	160,435,096			
Nov 2004	137,112,000	150,902,515			
Dec 2004	146,798,000	162,157,845			
Jan 2005	139,686,000	154,004,549			
Feb 2005	144,218,000	158,087,780			
Mar 2005	152,317,000	165,668,019			
Apr 2005	152,158,000	164,387,807			
May 2005	153,759,000	166,260,103			
Jun 2005	144,415,000	156,102,799			
Jul 2005	161,275,000	173,552,790			
Aug 2005	152,922,000	163,724,554			
Sep 2005	147,815,000	156,343,037			
Oct 2005	149,080,000	157,337,488			
Nov 2005	148,988,000	158,488,753			
Dec 2005	152,279,000	162,704,195			
Jan 2006	161,574,000	171,327,476			
Feb 2006	153,777,000	162,703,662			
Mar 2006	167,846,000	176,580,665			
Apr 2006	160,478,000	167,458,461			
May 2006	161,706,000	167,905,219			
Jun 2006	152,515,000	158,023,155			
Jul 2006	171,178,000	176,836,477			

¹ Data provided by Illinois Gaming Board

Lotteries

The Lottery was founded in 1974. By law, all lottery profits are deposited into the state's Common School Fund supporting kindergarten through 12th grade public education. Lottery profits do not increase the state's education funding, but serve as part of the annual allocation to state schools. Illinois students and schoolrooms receive nearly \$600 million per year in lottery revenue - about 4.5% of the \$13.2 billion spent annually on K-12 education from local, state, and national sources.

In May 2008, the Illinois Chamber of Commerce announced its support of Gov. Rod Blagojevich's proposal to expand gaming in the state and lease the Lottery to a private company. In September 2008, the House Revenue Committee voted to move forward with a plan to privatize the state's lottery. As of December 2009, no further information is available.



Lotteries Revenue

	Revenue in Millions			
	2005	2006	2007	2008
Revenue in USD ¹	788.75	813.93	826.51	835.24
Revenue Change	6.26%	3.19%	1.54%	1.06%
Inflation Adjusted	849.15	848.80	838.01	815.55
Inflation Adj. Change	2.78%	-0.04%	-1.27%	-2.68%

¹ 2005-2008 revenue has been interpolated to an annual basis from adjacent time periods

Period	USD ¹	USD 2008
7/2000-6/2001	643,733,604	772,935,678
7/2001-6/2002	699,650,642	825,503,646
7/2002-6/2003	679,505,010	784,440,738
7/2003-6/2004	713,190,487	805,642,780
7/2004-6/2005	771,453,822	846,063,593
7/2005-6/2006	806,054,456	851,653,040
7/2006-6/2007	821,811,856	846,296,404
7/2007-6/2008	831,202,355	825,415,933

¹ Data provided by Illinois State Lottery

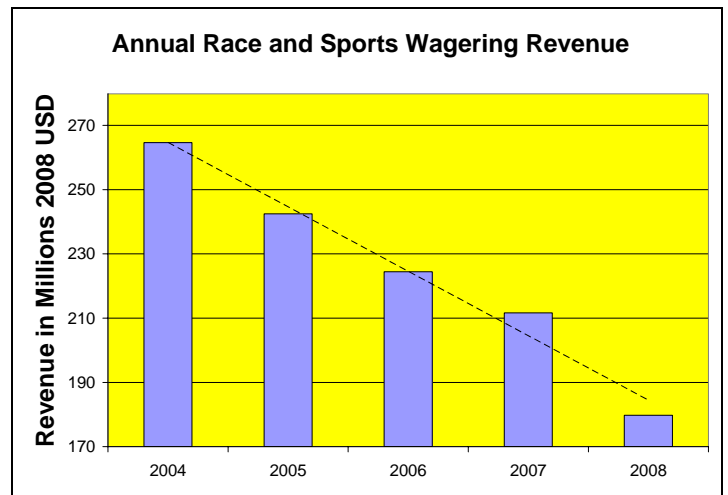
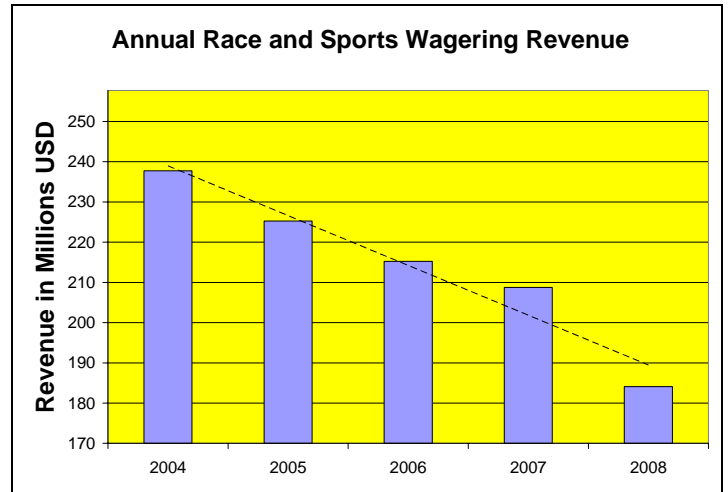
Race and Sports Wagering

Horseracing, including Thoroughbred and harness racing, is allowed in Illinois. Simulcasting is also offered and is included in the total handle.

In May 2006, Gov. Blagojevich signed legislation requiring four Chicago-area riverboats to contribute 3% of their revenue to the horse racing industry. According to the governor, the law would help horseracing to remain competitive.

In February of 2007, a bill passed in the House allowing horse racing tracks to operate electronic games in limited numbers. A number of horse tracks, including the Fairmount Park, have applied for such gaming machines. As of December 2009, no further information is available.

In July 2009, two separate pieces of legislation were awaiting an approval that would allow players to place bets on races online. As of December 2009, no further information is available.



Race and Sports Wagering Revenue

	Revenue in Millions			
	2005	2006	2007	2008
Revenue in USD	225.24	215.23	208.74	184.11
Revenue Change	-5.27%	-4.44%	-3.02%	-11.80%
Inflation Adjusted	242.48	224.45	211.65	179.77
Inflation Adj. Change	-8.37%	-7.44%	-5.71%	-15.06%

Period	USD ¹	USD 2008
1/2000-12/2000	246,811,345	301,327,393
1/2001-12/2001	247,505,623	293,871,347
1/2002-12/2002	251,856,823	294,361,879
1/2003-12/2003	239,619,949	273,834,205

1/2004-12/2004	237,767,937	264,622,782
1/2005-12/2005	225,237,114	242,484,447
1/2006-12/2006	215,233,710	224,453,362
1/2007-12/2007	208,742,644	211,648,188
1/2008-12/2008	184,111,963	179,772,825

¹ Data provided by Illinois Racing Board

Online Gaming

In October of 2009, the Illinois Racing Board gave permission to three companies to host online horse betting. Previously wagers could only be placed at the track or at an off-track betting parlor, but now gamblers may place bets on horses through approved websites or by phone.

Each transaction will be taxes 1.75% which could generate an extra \$1 million a year for state coffers. The remaining profits will be split among tracks and purses for horsemen.

Charitable Gaming

Illinois has four statutes that authorize and regulate various aspects of charitable gaming: the Illinois Raffles Act, the Illinois Charitable Games Act, the Illinois Bingo Act, and the Illinois Pull-Tab and Jar Game Act.

Casino and Card Room Gaming Agency

Illinois Gaming Board
160 North LaSalle Street
Suite 300
Chicago, Illinois 60601
(312) 814-4700 Fax: (312) 814-4602
www.igb.state.il.us

Management:

- Management: Mr. Aaron Jaffe - Chairman
- Management: Mr. Charles Gardner - Board Member
- Management: Mr. Eugene Winkler - Board Member
- Management: Mr. James Sullivan - Board Member
- Management: Mr. Joe Moore Jr - Board Member
- Management: Mr. Scott Deubel - Deputy Admin of Investigations
- Management: Mr. Mark Ostrowski - Administrator
- Management: Ms. Monica Thomas - Secretary to the Board
- Legal Counsel: Mr. Michael Fries - Chief Legal Counsel
- Finance: Mr. Douglas Bybee - Deputy Admin of Audit & Financial Analysis
- Finance: Ms. Kathy Spain - Deputy Admin of Finance & Admin
- Security: Mr. Bruce Banks - Deputy Admin of Enforcement

Lottery Agency

Illinois State Lottery
101 West Jefferson St.
Springfield, Illinois 62702
(312) 793-3026 or (800) 252-1775
www.illinoislottery.com

Management:

- Finance: Mr. Brian Hamer - Director of Revenue

Race and Sports Wagering Agency

Illinois Racing Board
100 West Randolph
Suite 11-100
Chicago, Illinois 60601
(312) 814-2600 Fax: (302) 814-5062
www.state.il.us/agency/irb

Management:

- Management: Mr. Joseph Sinopoli - Chairman
- Management: Mr. Angelo Ciambrone - Board Member
- Management: Mr. Dennis Bookshester - Board Member
- Management: Mr. Jack Chamblin - Board Member

- Management: Mr. Jon Metcalf - Board Member
- Management: Mr. Joseph Casciato - Board Member
- Management: Mr. Michael Murphy - Board Member
- Management: Mr. Paul Smith - Board Member
- Management: Mr. Robert Winchester - Board Member
- Management: Mr. Timothy Martin - Board Member
- Management: Mr. William Farley Jr. - Board Member

Charitable Gaming Agency

Illinois Department of Revenue
Willard Ice Building
101 West Jefferson Street
Springfield, Illinois 62702
(217) 524-4164 Fax: (217) 557-4398
www.revenue.state.il.us

Management:

- Management: Mr. Brian Hamer - Director
- Management: Mr. Mark Ostrowski - Gaming Board Administrator
- Management: Ms. Jodie Winnett - Associate Director
- Management: Mr. Pat Welch - Assistant Director
- Racing Ops: Mr. Mark Laino - Executive Director - Racing Board

Horse Tracks

	% Reporting
Property Locations	8
Simulcasting	7 87.5%
Convention Square Footage	150,000 12.5%
Restaurants	17 75.0%
Entertainment Venues	1 12.5%
Parking Spaces	4,140 12.5%

Arlington Park

2200 West Euclid Avenue
Arlington Heights, Illinois 60006
(847) 385-7500
Fax: (847) 385-7251
track@arlingtonpark.com
www.arlingtonpark.com

Simulcasting Yes
Convention Sq Footage 150,000
Restaurants..... 6

Owned by Churchill Downs Incorporated.

Balmoral Park Racetrack

26435 South Dixie Highway
Crete, Illinois 60417-4389
(708) 672-1414
Fax: (708) 672-5932
www.balmoralpark.com

Simulcasting Yes
Restaurants..... 2

Brown County Fairground

Fairgrounds Road
Mount Sterling, Illinois 62353
(217) 773-3939
www.browncofair.com

DuQuoin State Fairgrounds

655 Executive Drive
Du Quoin, Illinois 62832-3850
(618) 542-1515
Fax: (618) 542-1541
agr.pio@illinois.gov
www.agr.state.il.us/fair

Simulcasting Yes

Fairmount Park

9301 Collinsville Road
Collinsville, Illinois 62234-1799
(618) 345-4300
Fax: (618) 345-2174
fmontpark@fairmountpark.com
www.fairmountpark.com

Simulcasting Yes
Restaurants..... 3
Parking Spaces..... 4,140

Hawthorne Race Course

3501 South Laramie Avenue
 Stickney, Illinois 60804-4598
 (708) 780-3700
 (800) 850-4188
 Fax: (708) 780-3677
 jim@hawthorneracecourse.com
 www.hawthorneracecourse.com
 Entertainment Venues: Infield Concert Arena.

Simulcasting Yes
 Restaurants 1
 Entertainment Venues..... 1

Illinois State Fairgrounds

801 East Sangamon Avenue
 Springfield, Illinois 62702-1813
 (217) 782-4231
 Fax: (217) 524-6194
 www.agr.state.il.us/fair
 Attractions: Illinois State Fair.

Simulcasting Yes
 Restaurants 1

Maywood Park Race Track

8600 West North Avenue
 Melrose Park, Illinois 60160
 (708) 343-4800
 Fax: (708) 343-1649
 info@maywoodpark.com
 www.maywoodpark.com

Simulcasting Yes
 Restaurants 4

Riverboat Casinos

% Reporting

Property Locations	9	
Slots	9,946	100.0%
Table Games	219	100.0%
Poker Tables	10	55.6%
Casino Square Footage	331,616	100.0%
Convention Square Footage	50,100	66.7%
Rooms	1,116	66.7%
Restaurants	40	100.0%
Entertainment Venues	13	88.9%
Parking Spaces	15,407	100.0%
Employees.....	8,259	100.0%

Argosy's Alton

1 Piasa Street
 Alton, Illinois 62002-6232
 (618) 474-7400
 (800) 711-4263
 Fax: (618) 474-7475
 altoninfo@argosycasinos.com
 www.pngaming.com

Slots..... 1,100
 Table Games..... 18
 Casino Square Footage 23,000
 Restaurants 4
 Entertainment Venues..... 1
 Parking Spaces..... 1,260
 Employees 600

Owned by Penn National Gaming, Inc.
 Restaurants and Bars: The Captain's Table Buffet, Key West Bar, La Cantina, and Outfitters Grill (American).
 Entertainment Venues: Argosy's Music Hall (Showroom).

Casino Queen and Hotel

200 South Front Street
 East Saint Louis, Illinois 62201-1222
 (618) 874-5000
 (800) 777-0777
 Fax: (618) 874-5006
 www.casinoqueen.com

Slots..... 1,122
 Table Games..... 34
 Casino Square Footage 38,000
 Rooms..... 147
 Restaurants 5
 Entertainment Venues..... 1
 Parking Spaces..... 3,000
 Employees 1,100

Restaurants and Bars: Deli & Chips (Sandwiches), Gateway Cafe, Java Junction (Ice Cream), Market Street Buffet, and Prime Steakhouse.
 Entertainment Venues: Club Sevens (Showroom).

Empress Casino Joliet

2300 Empress Drive
 Joliet, Illinois 60436-9504
 (815) 744-9400
 (888) 436-7737
 Fax: (815) 744-9455
 empressinfo@pngaming.com
 www.pngaming.com

Slots 1,194
 Table Games 24
 Poker Tables..... 3
 Casino Square Footage..... 50,000
 Convention Sq Footage 6,300
 Rooms 100
 Restaurants 6
 Entertainment Venues 3
 Parking Spaces 2,389
 Employees..... 875

Owned by Penn National Gaming, Inc.
 Restaurants and Bars: Alex Steakhouse (Steak & Seafood), Café Casablanca, The Deli, Marrakech Market Buffet, Oasis Gold Lounge, and VIP Lounge.
 Entertainment Venues: Pavilion Stage, Stage Bar, and Zanzibar (Lounge).

Grand Victoria - Elgin Riverboat Resort

250 South Grove Avenue
 Elgin, Illinois 60120-6447
 (847) 468-7000
 Fax: (847) 468-7030
 victoria@gvcelgin.com
 www.grandvictoriacasino.com

Slots 1,150
 Table Games 29
 Casino Square Footage..... 29,000
 Convention Sq Footage 4,400
 Restaurants 4
 Entertainment Venues 1
 Parking Spaces 2,050
 Employees..... 1,500

Owned by MGM MIRAGE and Hyatt Gaming Management, Inc.
 Restaurants and Bars: Buckingham's (Steak & Seafood), Fox & Hounds (Bar Drinks and Food), Grand Victoria Buffet, and Westminster Deli.
 Entertainment Venues: Fox River Room (Showroom).

Harrah's Joliet Casino and Hotel

151 North Joliet Street
 Joliet, Illinois 60432-4018
 (815) 740-7800
 (800) 427-7247
 Fax: (815) 740-7848
 www.harrahsjoliet.com

Slots 1,188
 Table Games 23
 Casino Square Footage..... 40,000
 Convention Sq Footage 6,000
 Rooms 204
 Restaurants 5
 Entertainment Venues 2
 Parking Spaces 1,612
 Employees..... 1,034

Owned by Harrah's Entertainment, Inc.
 Restaurants and Bars: Aces Diner, Mosaic (American Contemporary), The Reserve (Steak), Starbucks, and Union Station Buffet.
 Entertainment Venues: Sheer (Lounge) and Stage 151 (Showroom).

Harrah's Metropolis Casino

100 East Front Street
 Metropolis, Illinois 62960
 (618) 524-2628
 (800) 935-1111
 Fax: (618) 524-6164
 www.harrahs.com

Slots 1,145
 Table Games 27
 Poker Tables..... 4
 Casino Square Footage..... 30,000
 Rooms 258
 Restaurants 4
 Entertainment Venues 2
 Parking Spaces 1,050
 Employees..... 900

Owned by Harrah's Entertainment, Inc.
 Restaurants and Bars: Ace's Diner (American), Fresh Market Square Buffet, The Rivercrest (American), and The Range Steakhouse (Steak & Seafood).
 Entertainment Venues: 1st Floor Casino Stage.
 Attractions: Shops.

Hollywood Casino - Aurora

1 New York Street Bridge	Slots	1,161
Aurora, Illinois 60506-3317	Table Games	29
(630) 801-1234	Poker Tables.....	4
(800) 888-7777	Casino Square Footage.....	53,000
Fax: (630) 801-7200	Convention Sq Footage	6,000
www.hollywoodcasinourora.com	Restaurants	3
	Parking Spaces	1,564
	Employees.....	825

Owned by Penn National Gaming, Inc.
 Restaurants and Bars: Epic Buffet, Fairbanks Steakhouse, and Take Two.

Jumer's Casino and Hotel

777 Jumer Drive	Slots	1,100
Rock Island, Illinois 61201	Table Games	24
(309) 756-4600	Poker Tables.....	6
(800) 477-7747	Casino Square Footage.....	42,500
Fax: (309) 756-4705	Convention Sq Footage	7,400
web@jumerscri.com	Rooms	205
www.jumerscasinohotel.com	Restaurants	5
	Entertainment Venues	1
	Parking Spaces	1,550
	Employees.....	625

Restaurants and Bars: DJ's Steakhouse, Lakeside Cafe, Oculus, Players, and Top Hat.
 Entertainment Venues: Edge (Night Club).

Par-A-Dice Hotel Casino

21 Blackjack Boulevard	Slots	1,100
East Peoria, Illinois 61611-2011	Table Games	22
(309) 698-7711	Poker Tables.....	5
(800) 727-2342	Casino Square Footage.....	26,116
Fax: (309) 694-5904	Convention Sq Footage	20,000
www.paradicecasino.com	Rooms	202
	Restaurants	4
	Entertainment Venues	2
	Parking Spaces	932
	Employees.....	800

Owned by Boyd Gaming Corporation.
 Restaurants and Bars: Bourbons, Boyd's Steakhouse (Steak & Seafood), Nelson's Deli, and Par-A-Dice Buffet.
 Entertainment Venues: Par-A-Dice Hotel Ballroom (Showroom) and Plaza Room.